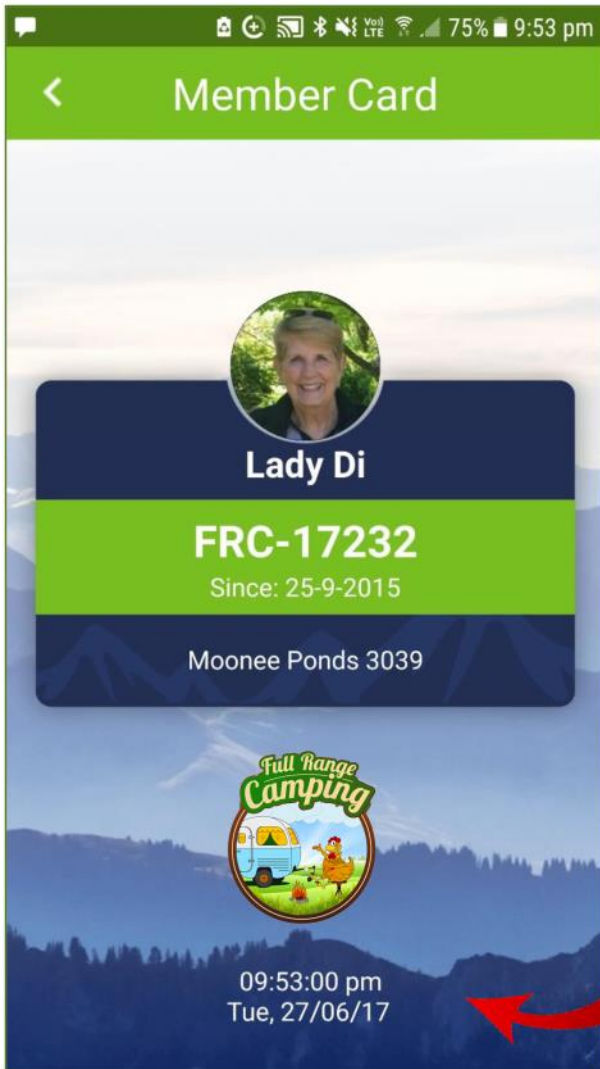




FRC APP

HOW TO DISPLAY MEMBER CARDS

MEMBER CARDS



To receive the Offer/Discount a member should show their membership card. The card is a digital card built into the app. It is activated by pressing the Member Card icon.

The member card will contain all details including;

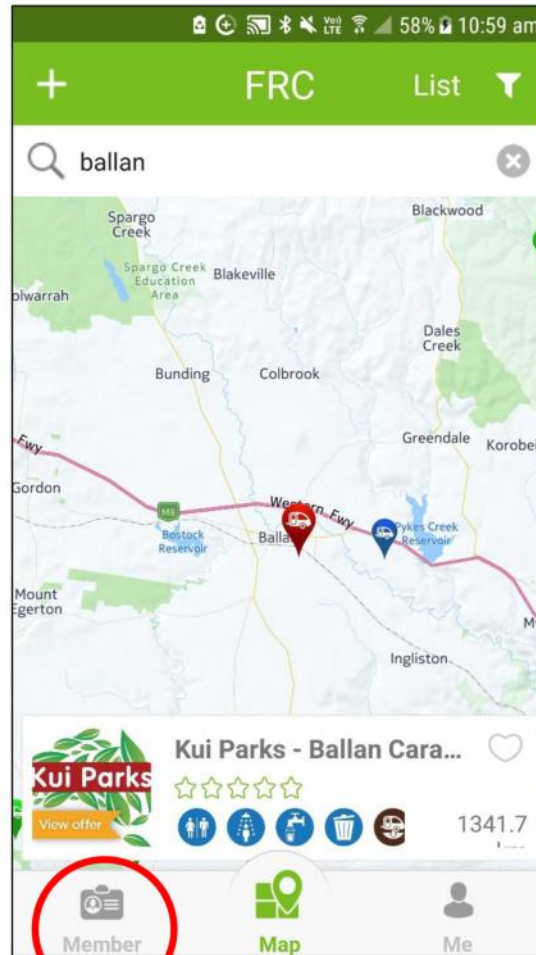

- Member avatar
- Member name
- Member number
- Date joined
- Home Town & Postcode

For security it will also have an active Time & Date stamp to ensure it is not a static image.



STEP 1

- From the main map screen in the bottom left hand corner press on the Member Icon
- It will be Grey if you are in map view

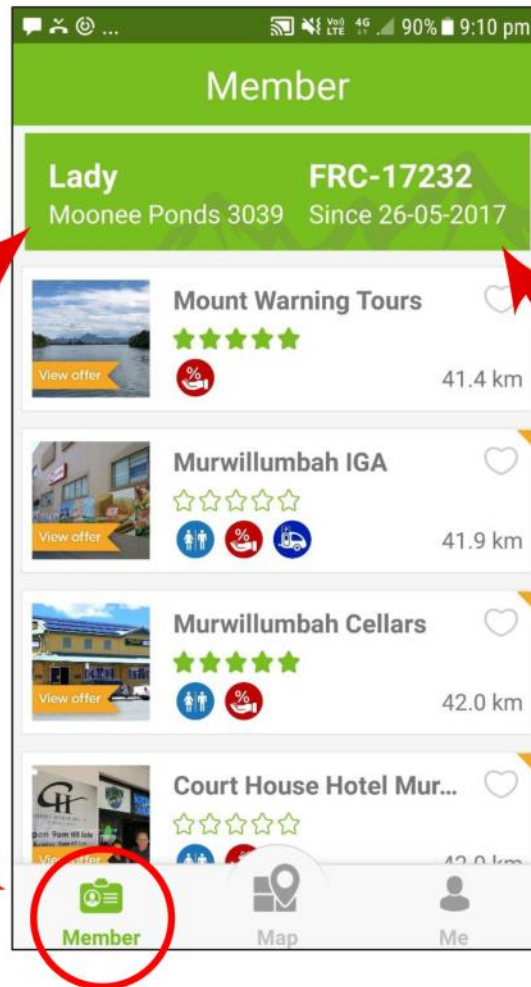


STEP 2

This will display the green Member window at the top of the screen with your details including

- Name
- FRC Member Number
- Town/Location & Postcode
- Member since date

- The member card icon will also turn green



STEP 3

Pressing anywhere in the green box will then display the member card.

